

MTP® / MPO

TRUNK CABLE

www.punofiber.com

Fiber Optic Connectivity
For Next Generations



MPO/MTP® TRUNK CABLE

12/24 f.o. MPO/MTP® Trunk cable facilitates a rapid deployment in high density environments. Used to interconnect MPO/MTP® cassettes and panels with the active equipment ports.

PRODUCT DETAILS

Application:

- ① Data Centre Infrastructures;
- ② Telecommunication Infrastructures.

Features:

- ① Grants a substantial space saving in Data Centre environments;
- ② Reduction of installation time;
- ③ Excellent optical and mechanical properties;
- ④ 100% tested;
- ⑤ Compliance with the 40 and 100Gbps protocols.



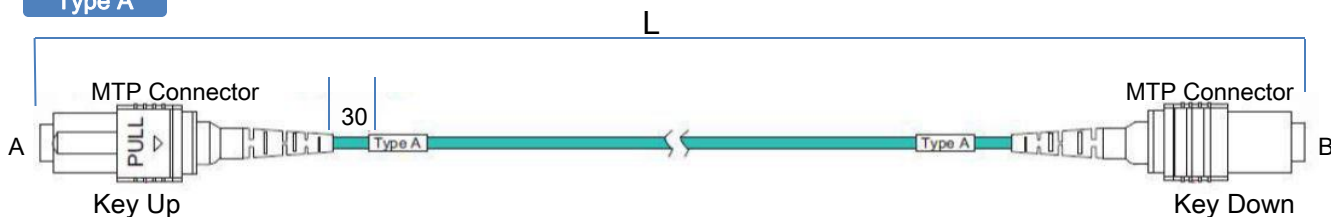
MTP® MALE



MTP® FEMALE12
F.O. KEY DOWN

Drwaing structure:

Type A



A Pin No.	Fiber Color	B Pin No.
1	Blue	1
2	Orange	2
3	Green	3
4	Brown	4
5	Grey	5
6	White	6
7	Red	7
8	Black	8
9	Yellow	9
10	Purple	10
11	Pink	11
12	Aqua	12

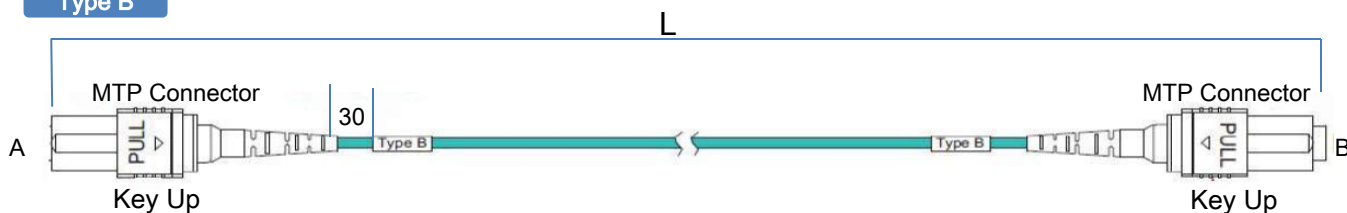
Polarity for 12 fibers

A Pin No.	Fiber Color	B Pin No.
1	Blue	13
2	Orange	14
3	Green	15
4	Brown	16
5	Grey	17
6	White	18
7	Red	19
8	Black	20
9	Yellow	21
10	Purple	22
11	Pink	23
12	Aqua	24

Polarity for 24 fibers

A Pin No.	Fiber Color	B Pin No.
13	Blue	1
14	Orange	2
15	Green	3
16	Brown	4
17	Grey	5
18	White	6
19	Red	7
20	Black	8
21	Yellow	9
22	Purple	10
23	Pink	11
24	Aqua	12

Type B



A Pin No.	Fiber Color	B Pin No.
1	Blue	1
2	Orange	2
3	Green	3
4	Brown	4
5	Grey	5
6	White	6
7	Red	7
8	Black	8
9	Yellow	9
10	Purple	10
11	Pink	11
12	Aqua	12

Polarity for 12 fibers

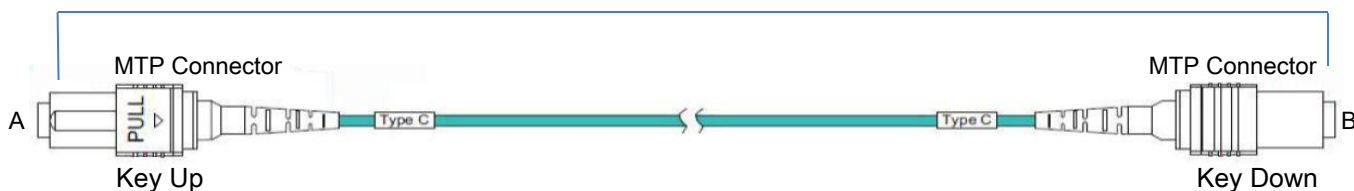
A Pin No.	Fiber Color	B Pin No.
1	Blue	13
2	Orange	14
3	Green	15
4	Brown	16
5	Grey	17
6	White	18
7	Red	19
8	Black	20
9	Yellow	21
10	Purple	22
11	Pink	23
12	Aqua	24

Polarity for 24 fibers

A Pin No.	Fiber Color	B Pin No.
13	Blue	1
14	Orange	2
15	Green	3
16	Brown	4
17	Grey	5
18	White	6
19	Red	7
20	Black	8
21	Yellow	9
22	Purple	10
23	Pink	11
24	Aqua	12

Drwaing structure:

Type C



A	Fiber Color	B
Pin No.		Pin No.
1	Blue	1
2	Orange	2
3	Green	3
4	Brown	4
5	Grey	5
6	White	6
7	Red	7
8	Black	8
9	Yellow	9
10	Purple	10
11	Pink	11
12	Aqua	12

Polarity for 12 fibers

A	Fiber Color	B
Pin No.		Pin No.
1	Blue	13
2	Orange	14
3	Green	15
4	Brown	16
5	Grey	17
6	White	18
7	Red	19
8	Black	20
9	Yellow	21
10	Purple	22
11	Pink	23
12	Aqua	24

Polarity for 24 fibers

A	Fiber Color	B
Pin No.		Pin No.
13	Blue	1
14	Orange	2
15	Green	3
16	Brown	4
17	Grey	5
18	White	6
19	Red	7
20	Black	8
21	Yellow	9
22	Purple	10
23	Pink	11
24	Aqua	12

Ordering Information:

Product Description	MTP/F/PC - MTP/F/PC - OM3 - 12B - S - 1.5M - LSZH - Aqua - A
	1 2 3 4 5 6 7 8 9
1 - Connector A	MTP/F/PC: MTP Female,PC polish; MTP/F/APC: MTP Female,APC polish; MTP/M/PC: MTP Male,PC polish; MTP/M/APC: MTP Male,APC polish;
2 - Connector B	MTP/F/PC: MTP Female,PC polish; MTP/F/APC: MTP Female,APC polish; MTP/M/PC: MTP Male,PC polish; MTP/M/APC: MTP Male,APC polish;
3 - Fiber Mode	OM1, OM2, OM3, OM4, OS2, G657A1
4 - Fiber Count&Type	12R: 12F Ribbon; 12BR: 12F Bare Ribbon; 12B: 12F Mini Round Cable
5 - Fanout Type	S: No fan-out;
6 - Length	1.5M: Cable total length1.5M, etc.
7 - Cable Jacket Materials	LSZH.
8 - Cable Jacket Color	Aqua (OM3,OM4) Orange (OM1,OM2), Yellow (SM).
9 - Polarity	A: Type A; B: Type B; C: Type C.
Note:	
1.	MTP-MTP patch cord standard polarity is "Type A" unless specified otherwise.
2.	MTP polishing according to industrial standard: SM-APC polishing, MM-PC polishing
3.	MTP connector housing color: SM-Yellow, OM1/OM2-Beige, OM3/OM4-Aqua.



2nd Floor, Building N, 3rd Industrial Zone, North Rd of DaLang, Longhua, Shenzhen 518109

Tel.: 0086.755.2100.1006

Fax.: 0086.755.2100.1006

Email: sales@punofiber.com